


# FlexSheet-LED



SPECIALTY

## Product Description


### Flexible, Customizable LED Sheet

FlexSheet-LED is a flexible LED sheet easily cut along grid marks to create custom sizes and shapes. The flexibility of FlexSheet-LED also allows for easy installation on curved surfaces. It can be tiled together to illuminate large surface areas. FlexSheet-LED is the perfect way to back light graphics, storefronts, columns, walls, signage, and other applications.

## Product Features

- Available color temperatures:
  - 2700 K
  - 4000 K
  - 5000 K
  - 6500 K
  - Additional color temperatures (special order)
- Flexible LED sheet with integrated 24 Vdc LED diodes
- Available in 16 W standard output and 32 W high output versions
- Single sheet dimension: 10" x 20" (250mm x 500mm)
- LED grid is 1 1/4" x 1 1/4"
- To be used with 24 Vdc Constant Voltage Driver
- 40,000 hours usable life
- Efficacy: >110 lm/W
- Good CRI >80





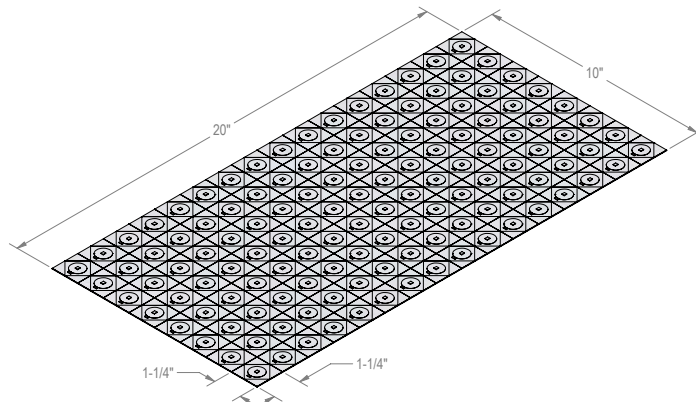
### Available Options

Necessary Accessories on Page 90

MODEL	SIZE	POWER	LIGHT OUTPUT	EFFICACY	CRI	VERSION	PART NO. (2700 K)	PART NO. (4000 K)
FlexSheet-LED	10x20"	16 W	1760 Lm	125 lm/W	>80	Standard	FSL/1020/2700/HE	FSL/1020/4000/HE
FlexSheet-LED	10x20"	32 W	3310 Lm	110 lm/W	>80	High Output	FSL/1020/2700	FSL/1020/4000

MODEL	SIZE	POWER	LIGHT OUTPUT	EFFICACY	CRI	VERSION	PART NO. (5000 K)	PART NO. (6500 K)
FlexSheet-LED	10x20"	16 W	1760 Lm	125 lm/W	>80	Standard	FSL/1020/5000/HE	FSL/1020/6500/HE
FlexSheet-LED	10x20"	32 W	3310 Lm	110 lm/W	>80	High Output	FSL/1020/5000	FSL/1020/6500

### Dimensions



# Specialty Accessories

## FlexSheet-LED

### Connecting Cables

DESCRIPTION	LENGTH	PART NO.
Power Cable, White	72"	FSL/PC72
Connecting Cable, White	2"	FSL/CC2
Connecting Cable, White	20"	FSL/CC20
Power Cable Extension, White	39"	KB12LEDCC39/H
Power Cable Extension, White	84"	KB12LEDCC84/H
Power Cable Extension, White	98"	KB12LEDCC98/H
Power Cable Extension, Black	39"	KB12LEDCC39/BL/H
Power Cable Extension, Black	39"	KB12LEDCC98/BL/H
Power Cable Extension, Black	39"	KB12LEDCC120/BL/H
Terminal Block		PS24V/TB
Terminal Block, DC plug		PS24V/TB/DC/S
Terminal Block, DC, Black		PS24V/TB/DC/BL/S
Power Cord locking clip		CLIP/24V/CCPC

### Optional Accessories

DESCRIPTION	PART NO.
Dimming Module	STICKPSDIM/S
Dimming Controller	DIMCONTROL/S
Y-Cable Adapter	STICKDIM/YCABLE
Remote Control Dimmer	RCPSDIM/V2
Rocker Switch	PS24V/SWITCH
Rocker Switch, DC plug	PS24V/SWITCH/DC
24 V Occupancy Switch	PS24V/SW/OC
Sensor Switch	IRSWITCH/H
Sensor Switch, Dimmable	IRSWITCH/H/D